

ATTACCO HSK 63E
TOOL INTERFACE HSK 63E
DIN69893-5

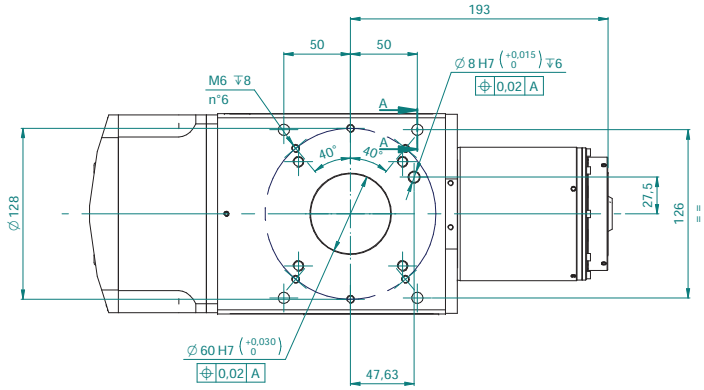

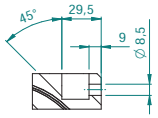

SEZIONE A-A

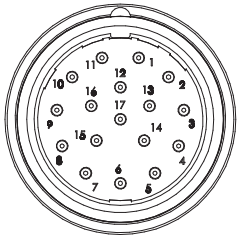

CONNETTORE SEGNALE I/O - SIGNAL I/O CONNECTOR

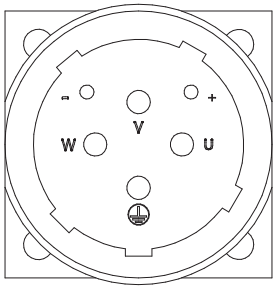

CONNETTORE POTENZA - POWER CONNECTOR

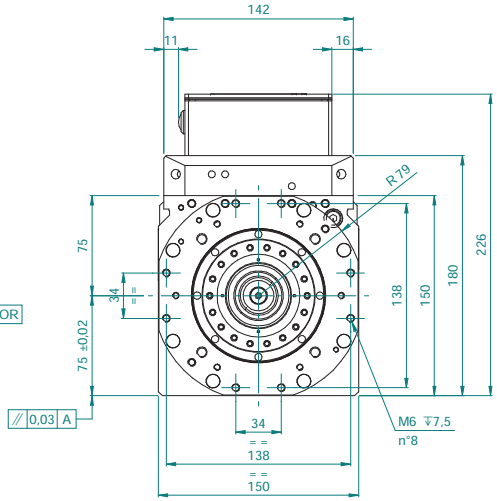

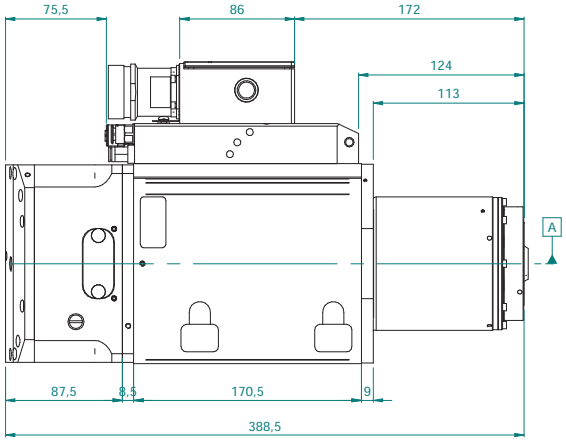

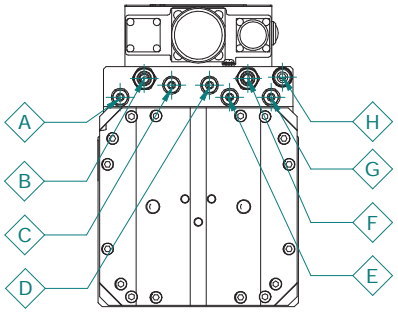

CAVI CONNETTORE POTENZA – POWER CONNECTOR			
Rif.	DESCRIZIONE	COLORE	SEZIONE
U	U – FASE MOTORE – MOTOR PHASE	NERO – BLACK	2,5mmq
V	V – FASE MOTORE – MOTOR PHASE	BLU – BLUE	2,5mmq
W	W – FASE MOTORE – MOTOR PHASE	MARRONE – BROWN	2,5mmq
GND	GND	GIALLO-VERDE –YELLOW-GREEN	2,5mmq
–	S.TEMP. PT100 – PT100 TEMP. SENSOR	BIANCO – WHITE	0,2mmq
+	S.TEMP. PT100 – PT100 TEMP. SENSOR	ROSSO – RED	0,2mmq

ELENCO SERVIZIO CONNESSIONI PNEUMATICHE			
Rif.	DESCRIZIONE	TUBO	DATI
A	UTENZA PNEUM./IDRAUL. 3 – AIR/HYDRAULIC INLET 3	Φ 6	6 – 6.5 bar
B	INGRESSO/USCITA LIQUIDO DI RAFFREDDAMENTO ELETM – IN/OUT LIQUID COOLING ELECTROSPINDLE	Φ 10	4.5 l/min
C	UTENZA PNEUM./IDRAUL. 1 – AIR/HYDRAULIC INLET 1	Φ 6	6 – 6.5 bar
D	UTENZA PNEUM./IDRAUL. 2 – AIR/HYDRAULIC INLET 2	Φ 6	6 – 6.5 bar
E	UTENZA PNEUM./IDRAUL. 4 – AIR/HYDRAULIC INLET 4	Φ 6	6 – 6.5 bar
F	INGRESSO/USCITA LIQUIDO DI RAFFREDDAMENTO ELETM – IN/OUT LIQUID COOLING ELECTROSPINDLE	Φ 10	4.5 l/min
G	SOFFIO CONO / PRESSURIZZAZIONE – TAPER CLEANING / PRESSURIZATION	Φ 6	4 – 4.5 bar
H	SBLOCCO – RELEASE TOOL	Φ 8	9.5 – 10.5 bar

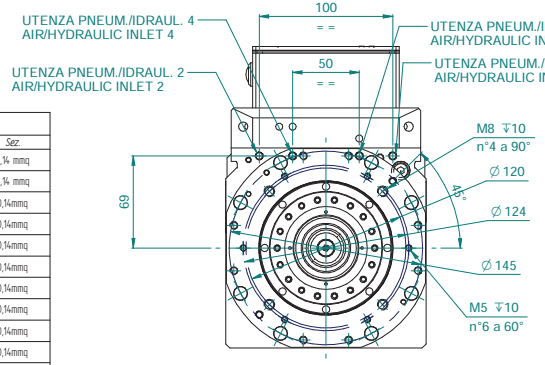

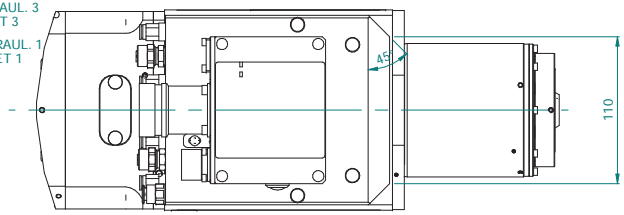

CONNETTORE SEGNALE I/O – SIGNAL I/O CONNECTOR			
PIN	DESCRIZIONE – DESCRIPTION	COLORE – COLOR	Sez.
1	N.C.	–	0,14 mmq
2	N.C.	–	0,14 mmq
3	+24 Vcc ALIM. S3 – SUPPLY S3	BLU – BLUE	0,14mmq
4	0 Vcc ALIM. S3 – SUPPLY S3	NERO – BLACK	0,14mmq
5	OUTPUT S1 – UTENSILE AFFERRATO – TOOL LOCKED	MARRONE – BROWN	0,14mmq
6	OUTPUT S2 – UTENSILE SBLOCCATO – TOOL RELEASED	VIOLA – VIOLET	0,14mmq
7	OUTPUT S3 –ROTAZIONE ALBERO – SHAFT ROTATION	ROSSO – RED	0,14mmq
8	0 V – ALIM. S1+S2+S5 – SUPPLY S1+S2+S5	VERDE + ROSA + GRIGIO/ROSA – GREEN + PINK + GRAY/PINK	0,14mmq
9	+24 Vcc ALIM. S1+S2+S5 – SUPPLY S1+S2+S5	BIANCO + GIALLO +ROSSO/BLU – WHITE + YELLOW + RED/BLUE	0,14mmq
10	OUTPUT S5 –RITORNO PISTONE – PISTON BACK	GRIGIO – GRAY	0,14mmq
11	OUTPUT SONDA TERMICA – THERMAL ALARM	BIANCO – WHITE	0,14mmq
12	N.C.	–	
13	+24V SONDA TERMICA + PULSANTE C.U. – THERMAL ALARM + T.C. BUTTON	NERO + BIANCO – BLACK + WHITE	0,14mmq
14	OUTPUT PULSANTE C.U. – T.C. BUTTON	NERO – BLACK	0,14mmq
15	N.C.	–	
16	N.C.	–	
17	N.C.	–	

N.C. = NON COLLEGATO - NOT CONNECTED

	Firma / Signature	Data / Date			
Controllato Checked by					
Disegnato Designed by			Rev.	Data / Date	Firma / Signature	N° Modifica / Change ID
				Descrizione ultima modifica / Last change description	

HITECO
HIGH TECHNOLOGY COMPONENTS

Denominazione / Item Name: ELETM HX-2 10/7 24 63E NL 3C

Scala / Scale	Codice / Item ID	Rev	Status	Tav. N. di N.
1:2	HX.X00.L41.00	03		3/3

CONTENUTO RISERVATO AI TERMINI DI LEGGE LA PROPRIETÀ DI QUESTO DISEGNO CON DIVIETO DI RIPRODURLO O MANDARLO NOTO A TERZI NAZIONALI LA NOTIFICA PREVENTIVA ALL'APPROVAZIONE. / THIS DRAWING IS YOUR PROPERTY. COPYRIGHTED MATERIAL DISCLOSURE TO THIRD PARTIES WITHOUT OUR AUTHORIZATION IS A VIOLATION OF OWNERSHIP.